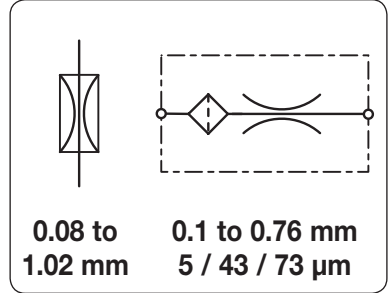


Precision Restrictor R-0	
<b>Description</b>	Precision sapphire restrictor for reducing the flow of air or gas.
<b>Media</b>	compressed air or non-corrosive gases
<b>Diameter tolerance</b>	± 0.005 mm or ± 3% of flow
<b>Operating pressure</b>	vacuum up to positive pressure of max. 7 bar
<b>Material</b>	Body: polycarbonate, FDA-approved Restrictor: sapphire
<b>Temperature range</b>	5 °C to 50 °C / 41 °F to 122 °F

Restrictor with Filter F950	
<b>Description</b>	Disposable in-line-filter with Dutch weave screen of 304 stainless steel.
	Flow direction and filter size in µm are clearly marked. The colour indicates the nominal size.
<b>Diameter tolerance</b>	-3% to +10% of nominal diameter
<b>Filter element</b>	5 µm at DN 0.10 to 0.15, 43 µm at DN 0.18 to 0.41, 73 µm at DN 0.51 to 0.76
<b>Operating pressure</b>	max. 7 bar
<b>Material</b>	Body: polysulphone Filter element: Dutch weave stainless steel
<b>Temperature range</b>	5 °C to 50 °C / 41 °F to 122 °F



Dimensions	Connection	Nominal size	Order	Nominal size	Order
A	inlet / outlet	colour / DN	number	colour / DN	number
mm		Ø mm		Ø mm	

### Restrictor, barbed fittings Ø 2.7

operating pressure max. 7 bar

		R-0...-6					
30	fittings Ø 2.7	gold	0.08	R-003-6	orange	0.36	R-014-6
		purple	0.10	R-004-6*	grey	0.41	R-016-6*
		white	0.13	R-005-6	brown	0.43	R-017-6
		yellow	0.18	R-007-6	red	0.48	R-019-6
		light green	0.20	R-008-6*	dark blue	0.51	R-020-6*
		lavender	0.23	R-009-6	black	0.64	R-025-6
		light blue	0.25	R-010-6	beige	0.76	R-030-6
		green	0.30	R-012-6*	dark grey	0.89	R-035-6*
					cyan	1.02	R-040-6*



### Restrictor, barbed fittings Ø 4.7

operating pressure max. 7 bar

		R-0...-1					
34	fittings Ø 4.7	gold	0.08	R-003-1	orange	0.36	R-014-1
		purple	0.10	R-004-1*	grey	0.41	R-016-1*
		white	0.13	R-005-1	brown	0.43	R-017-1
		yellow	0.18	R-007-1	red	0.48	R-019-1
		light green	0.20	R-008-1*	dark blue	0.51	R-020-1*
		lavender	0.23	R-009-1	black	0.64	R-025-1
		light blue	0.25	R-010-1	beige	0.76	R-030-1
		green	0.30	R-012-1*	dark grey	0.89	R-035-1*
					cyan	1.02	R-040-1*



### Restrictor with filter

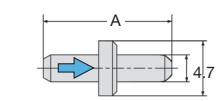
operating pressure max. 7 bar  
nipple Ø 2.7 mm, 5/43/73 µm

		F950			
34	fittings Ø 2.7	purple	0.10	5 µm	F950- 5-041-B80*
		light green	0.13	5 µm	F950- 5-050-B80
		red	0.15	5 µm	F950- 5-051-B80
		cyan	0.18	43 µm	F950-43-071-B80*
		yellow	0.25	43 µm	F950-43-101-B80
		black	0.30	43 µm	F950-43-121-B80*
		grey	0.41	43 µm	F950-43-161-B80
		blue	0.51	73 µm	F950-73-201-B80*
		brown	0.64	73 µm	F950-73-251-B80
		beige	0.76	73 µm	F950-73-301-B80*

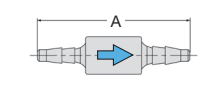


### Special options, add the appropriate letter

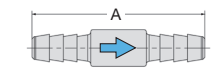
plain fittings Ø 2.3	A = 9.9 mm		for R-0	R-0...-0
barbed fittings Ø 4.7	A = 34 mm		for F950	F950-...-...-B85



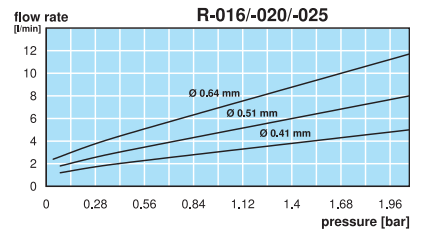
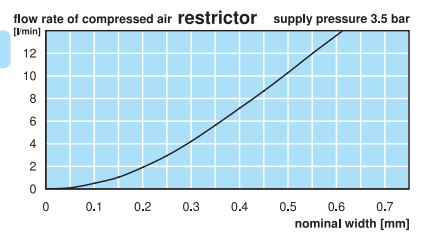
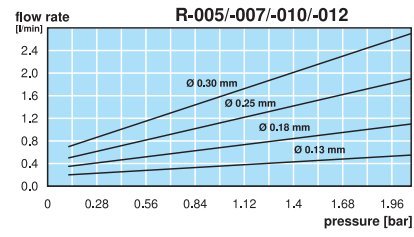
plain fittings  
R-0...-0



barbed fittings Ø 2.7  
R-0...-6  
F950-...-...-B80



barbed fittings Ø 4.7  
R-0...-1  
F950-...-...-B85



\* preferred stock items      \*1 nominal size see RF2